



SIDE-LIGHTS



The Official Publication of the Illinois Region
AACA's Oldest Region—established 1946



March 2021

Volume 73 Number 3

☘ ☘ ☘ ☘ ☘ ☘ ☘ ☘ ☘ ☘
HAPPY ST. PATRICK'S DAY
☘ ☘ ☘ ☘ ☘ ☘ ☘ ☘ ☘ ☘



Upcoming EVENTS

NATIONAL NEWS

For more information on National and other events see aca.org

July 3 - Fourth of July Celebration Car Show, Carpenters Park, Carpentersville, IL.



2021 Nationals & Tours

April 15-17 - Annual Convention - AACA National - Philadelphia, PA - **CANCELLED**

July 1-3 - Central Spring Nationals - AACA National - Auburn, IN

July 22-24 - Annual Grand Nationals - Minnesota Region - New Ulm, MN

October 6-9 - Eastern Fall Nationals - Hershey Region - Hershey, PA

Other Events of Interest

April 9-11th - World of Wheels show at the fairgrounds in West Allis, WI.

April 23-25th - Jefferson Auto swap meet and car show in Jefferson, WI.

June 4-6th - CCCA's THE GRAND EXPERIENCE and Michigan Grand Classic at the Gilmore Museum. Featuring GM cars from 1915-1970.

June 13-19th - Packard Automobile Classics 55th National meet. It will take place in Brookfield WI.

July 13-17th Nash Nationals, Frankenmuth, MI.





ILLINOIS REGION

The Illinois Region serves northeastern Illinois. Meetings are held on the second Saturday of odd numbered months at various locations.

MEMBERSHIP:

Andy Voss
2588-B Rock Creek Rd.
Plano, IL 60545
Cell 630-605-8392
Email: andyjanevoss@aol.com

Please contact Andy with questions about membership and/or address corrections. Annual dues are \$23 for both individual and joint memberships. Membership in the National AACA is an absolute prerequisite for membership in the Illinois Region.

OFFICERS

PRESIDENT:

Dan Sobczyk
822 Bannock Road
East Dundee, IL 60118
(H) 847-428-0247
Email: dansobczyk@yahoo.com

VICE-PRESIDENT & ACTIVITIES

Chris Schurrer
5502 W. Chasefield Circle
McHenry, IL 60050-5133
(H) 815-344-3775.
Email: hpdog259962@gmail.com

SECRETARY:

Darlene Sobczyk
822 Bannock Road
East Dundee, IL 60118
(H) 847-428-0247
Email: djsobczyk@yahoo.com

TREASURER:

Bob Wenderski
265 N. Waukegan Rd.
Lake Forest, IL 60045
(H) 847-234-2394
Email: bsw60045@comcast.net

ARCHIVIST:

Chris Schurrer
Email: hpdog259962@gmail.com
(H) 815-344-3775.

WEBMASTER:

Dan Sobczyk
Email: dansobczyk@yahoo.com
(H) 847-428-0247

EDITOR OF SIDELIGHTS:

Laura Cielenski
316 Forest Trail
Oak Brook, IL 60523
(H) 630-941-8812
Email: aaca.sidelights@gmail.com

All materials should be submitted by the 20th of the month or sooner.

BOARD MEMBERS:

Through 2020

Jerry Bodden
Jim Sikora
Joanna Vroman

Through 2021

John Otto
Dan Sobczyk
Dale Woosley

Through 2022

Bill Vroman
Jo Ann Flynn
Chris Schurrer

CHAPTER CONTACTS

Des Plaines Valley President: Lee Nelson
815-729-0366 l-n522@juno.com

Fox Valley President: Dan Sobczyk
847-428-0247 dansobczyk@yahoo.com

Silver Springs President: John Medgyesi
630-538-6510 cmedgyesi@yahoo.com

Chapter meetings are held the third Wednesday of every month at member homes.

Waukegan-North Shore President: Harold Flood
847-223-4186 car4464@aol.com

Chapter meetings are held the second Friday of the month September through May (excepting December) at State Bank of the Lakes, 50 Commerce Dr., Grayslake, IL 60030

THE PRESIDENT'S MESSAGE



Dear Members,

Here we are another month down the road and Spring is around the corner.

In several weeks we will "Spring Ahead" and the days will be longer. Alleluia!!!

In case you haven't heard, the AACA National Convention that was scheduled to take place in February 2021 was postponed until April. Well, it has been postponed again. No firm date has been set.

I'm thinking this cancellation of events will be a recurring theme throughout the first half of the 2021 car season. It makes planning a difficult thing to do. I was planning on attending the 2021 Charlotte Spring Nationals in April. I'm reluctant to do so with the possibility of cancellation. Hopefully, with the Covid Vaccine it will be less of a problem as time goes on.

(...continued on page 5)

Monthly Recipe



Sweet treat with Corned Beef!

Irish Soda Bread



Ingredients:

- 2 cups all-purpose flour
- 2 tablespoons brown sugar
- 1 teaspoon baking powder
- 1 teaspoon baking soda
- 1/2 teaspoon salt
- 3 tablespoons cold butter, cubed
- 2 large eggs, room temperature, divided use
- 3/4 cup buttermilk
- 1/3 cup raisins

Directions:

Preheat oven to 375°. Whisk together first 5 ingredients. Cut in butter until mixture resembles coarse crumbs. In another bowl, whisk together 1 egg and buttermilk. Add to flour mixture; stir just until moistened. Stir in raisins.

Turn onto a lightly floured surface; knead gently 6-8 times. Shape into a 6-1/2-in. round loaf; place on a greased [baking sheet](#). Using a sharp knife, make a shallow cross in top of loaf. Whisk remaining egg; brush over top.

Bake until golden brown, 30-35 minutes. Remove from pan to a wire rack. Serve warm.

THE PRESIDENT'S MESSAGE (continued...)



Also, several sources of information regarding upcoming car events have curtailed or ended their operations. A great source of upcoming automotive local events was the Daily Herald newspaper. They had a calendar of upcoming automotive events and cruise nights in the local suburbs and it was a great source of information. It was updated on a weekly basis. They no longer publish the car calendar. Hopefully, in the near future they will resume the calendar.

Another source of information is the Old Cars Calendar, and it is published in every issue of the Old Cars Weekly magazine. The magazine went to a twice a month publishing schedule recently. It is a great source of information for upcoming automotive events. Their calendar is categorized by state. The kicker is they also have interesting articles about out of the way museums. If you haven't seen the magazine, it's worth viewing at their website, www.oldcarsweekly.com.

I viewed the most recent edition of the Old Cars Weekly magazine and regretfully there are no listings for any type of event in Illinois.

If you need your automotive fix, Old Cars listed a World of Wheels show at the fairgrounds in West Allis, WI April 9 - 11. Also, the Jefferson Auto swap meet and car show in Jefferson, WI April 23-25.

Given the lack of information regarding car events and shows, if you hear of a show or event that would be of interest to the club, please pass it along to my email address dansobczyk@yahoo.com or to our newsletter provider, Laura at aaca.sidelights@gmail.com and it will be posted on the website or if time allows, published in the newsletter.

Until next month.


Dan Sobczyk

Region News:

In Memoriam

Rita Dodge

It is with heavy hearts we need to share that Rita Dodge passed away this morning. Rita's health has been declining for the last few months and recently took a turn for the worse. Last night the hospital was able to make her comfortable and she passed peacefully this morning (02/10) with her son Ross at her side. Daughters, Sharon and Gillian were able to spend time with her yesterday and facilitated video connections between Mom and Brian, Emma and Janet. Although it is difficult to lose our mother, we are very grateful that she is no longer suffering.



Rita and Ray were very active members of the Silver Springs Chapter. They helped with the Sandwich show for many years and attended many events (I believe they hosted a few as well, I believe a few bowling trips if not more [one of her favorite pastimes]), as did Rita beyond Ray's passing. She would still come out for an event or two up until a few years ago and kept in contact with many of the chapter members.

Rita was a very social gal as evidenced by her Facebook connections. She loved bowling, watching hockey, baseball, and football and participating in the local vintage car club and the Moose....and Irish coffee!

Per Rita's request she will be cremated. Details regarding a memorial service are still to be determined.

The family would appreciate hearing your stories/memories about Rita.

Region News: Tech Spotlight

Making Your own Decals- by Bill Vroman

Anyone who's in the old car hobby and doing restoration has at one time or another uttered the words "I just can't find it!" and then found a way to live without it, use an alternative solution or fabricate it.


If you have a pre-war car or one built by someone other than GM or Ford you probably have found it difficult to impossible to find decals or stickers that are correct. I had this issue when looking for original items for our 1953 Chrysler. When we purchased Lucy, many of the labels under the hood were missing or in poor shape. While we were able to find items used across many years such as the oil filter and crankcase breather stickers, we were unable to find others such as the heater and air cleaner decals which were present but in poor condition.

This may not be for everyone, but if you have a computer and a color ink jet printer, you can create replicas of the various stickers and decals for you car. If you have an existing, but damaged item where you can still determine the overall shape, size, color, text and graphics, it's then possible to reproduce them. If you can purchase a commercial replica,, it might be cheaper and will likely last longer, but if it's not available this may be your only alternative. If you're goal is a complete, by the numbers restoration and you can't get the decal or sticker you need but you know what it needs to look like then with knowledge of a photo editing program, or a couple days of time to build proficiency, it's possible to make them at a cost of less than \$5 per 8 ½ x 11 sheet for materials, plus your time.

What you'll need:

- A computer with a photo editing package and a color ink jet printer. I used Adobe Photo Shop and an Canon MP160 photo quality printer.
- Appropriate printable media. You can get decal paper compatible with an ink jet printer from Amazon. Search for "decal paper". If your goal is an adhesive backed sticker, there are various products available including adhesive backed vinyl sheets.
- Some ability with graphics or art. Either you have this, or you don't. If you don't try, you won't know.
- Time

The decal's I've reproduced are for my 1953 Chrysler New Yorker and have been basic in shape and color containing simple text. This sort of item is fairly common on most model years. When graphics are present, you can often obtain copies from Internet web sites and adapt them to your needs. For example, I made a decal for the heater on my car and needed the Mopar logo, which unlike the other text can't just be typed in. I cut the logo from another source and using the option for changing colors in my photo editor I was able to include it in my decal.



If the decal has detailed graphics, a photo, or a copy of those graphics from some other source is a

Region News: Tech Spotlight (continued...)


must. The most challenging label I have done was the red Chrysler Corporation firewall tag. My original was nothing more than an aluminum blank with a few remaining flecks of red paint. I saw and bid on an old one that was in OK shape on an Internet auction. I lost the auction, but kept a copy of the photo. I was able to touch up that photo and make a decal that I'm quite proud of. I buffed the remaining paint off the original blank, but found the backside to be in near perfect condition. After making my decal and putting it on the newly buffed blank, I now have a replacement that even a concours judge might not detect as a replacement.



When commercial decals are made, they're a silkscreen type process where all of the colors, including white, are printed on a clear transfer sheet. The problem with most inkjet and even laser printers is they rely on a white background. Because inkjet printers don't print white, Inkjet decal paper is offered in both clear and white. The clear decal paper is most effective on light backgrounds and can have a look similar to anodizing when used on bare metal. The other key to this inkjet-based paper is the use of a clear aerosol spray fixative that's also flexible. Once the fixative has dried, you cut out your decal, and you've got a traditional water slide decal. Simply put it in water for 30 seconds and slide it off onto your target surface same as the models you might have made in your youth. I always get the target wet too as it allows me to position the decal exactly where I want it. Smooth out the decal and you're done.

Things to keep in mind:

- The better quality printer, the better quality print. Our Cannon MP160 is a photo quality printer which allows for good color matching.
- The decal paper is relatively expensive. Pack your sheets as full as possible. You won't always get a perfect outcome so having multiple copies of the same decal on the sheet is a good idea. You can always save the spares for later detailing updates or share with others in need.
- The white decal paper is good for almost all jobs. It's what you need to use if the decal is going onto a dark background or a background that you don't want the color to show through. Also keep in mind that if you put a decal made with the clear decal paper on a colored surface, any color except black will merge with the background color so a red decal on a yellow background may appear to have an orange tint.

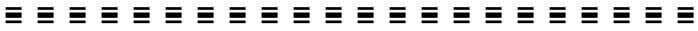


Region News: Tech Spotlight (continued...)

I created my original decals for our 53 Chrysler almost 20 years ago now. Many of the ones under the hood have degraded to the point of embarrassment due to heat and/or oily conditions. There is now less of the air cleaner decal I created than there was of the original when aquired the car. However, the ones on the heater box and firewall remain intact without any issues.

I've posted the images of the stickers and decals I've created for our Chrysler to thingiverse.com. This site is where you can find many things that can be created with laser etching, 3D printing. A brief scan found a few obsolete car parts have been duplicated and posted here as well as a large number of automotive trinkets. You can find the decal images at this link: [1950's Chrysler decals & ephemera by mrbillv56 - Thingiverse](http://www.thingiverse.com/thing:4734870) (www.thingiverse.com/thing:4734870)





FOR SALE!



One L 78 15 SUPREME 3" wide whitewall Bias Ply Polyester tubeless tire. 11/32 thread. Older tire but perfect for spare (it was used for a spare on my Cadillac before I bought new radials). \$25.00. John Palka 847-370-6902 or email: palka@att.net.



One, new in the box Menards Performax Air Filtration system, table or ceiling mount 3 speeds w/remote control. perfect for woodworking area, traps 1 micro inner, 5 microns outer filters, w/timer. \$125.00 OBO Contact John Palka cell 847-370-6902 or e mail palka@att.net



FOR SALE! (continued...)

The following two for sale ads are Warren Lauridsen's Cars.

1989 Cadillac Sedan DeVille 75,700 miles

4 door, Beautiful cameo ivory (yellow), Newer tires, alternator, a/c compressor, dryer (converted to R/34), Runs well, very nice tour car. \$9,000 Call: Ken Lauridsen: 847-226-5202



FOR SALE! (continued...)

1978 Cadillac Seville 47,200 miles

4 door, Bronze repaint (original color), matching vinyl top, Chrome removed, repaired, replated, like new leather interior, new starter, battery, fuel pumps, belts, a/c compressor, dryer, Cadillac C/B radio, like new condition! \$14,950 Call: Ken Lauridsen 847-226-5202

